

Pumping
support type
music playback
software
BONITO MUSIC
PLAYER !



BONITO MUSIC PLAYER

What does
pumping mean?



The process
by which a sound
shop plays BGM
during an event
is called
pumping.

Use software
that allows you
to switch and
play songs



He~



sound engineer
Mr. S

It was
created with
the idea of
sound engineer
Mr.S.

Please
try it as it
can be used
for various
purposes.




software install

installer
Double click
and run



An icon
will be created
on your desktop

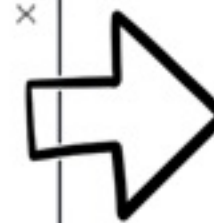


software first boot

icon
Double click
and run



If you need to install the libraries
required for execution



download
& install

install
completion!



*No longer required for Windows 11 from Ver.1.2.0

Language settings

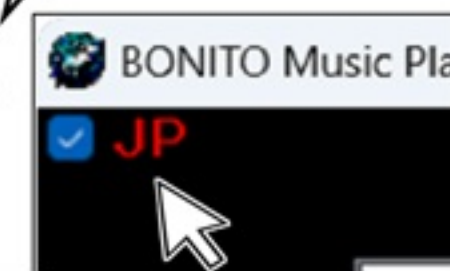
Yes=English/No=Japanese



This setting changes the appearance of the dialog box.

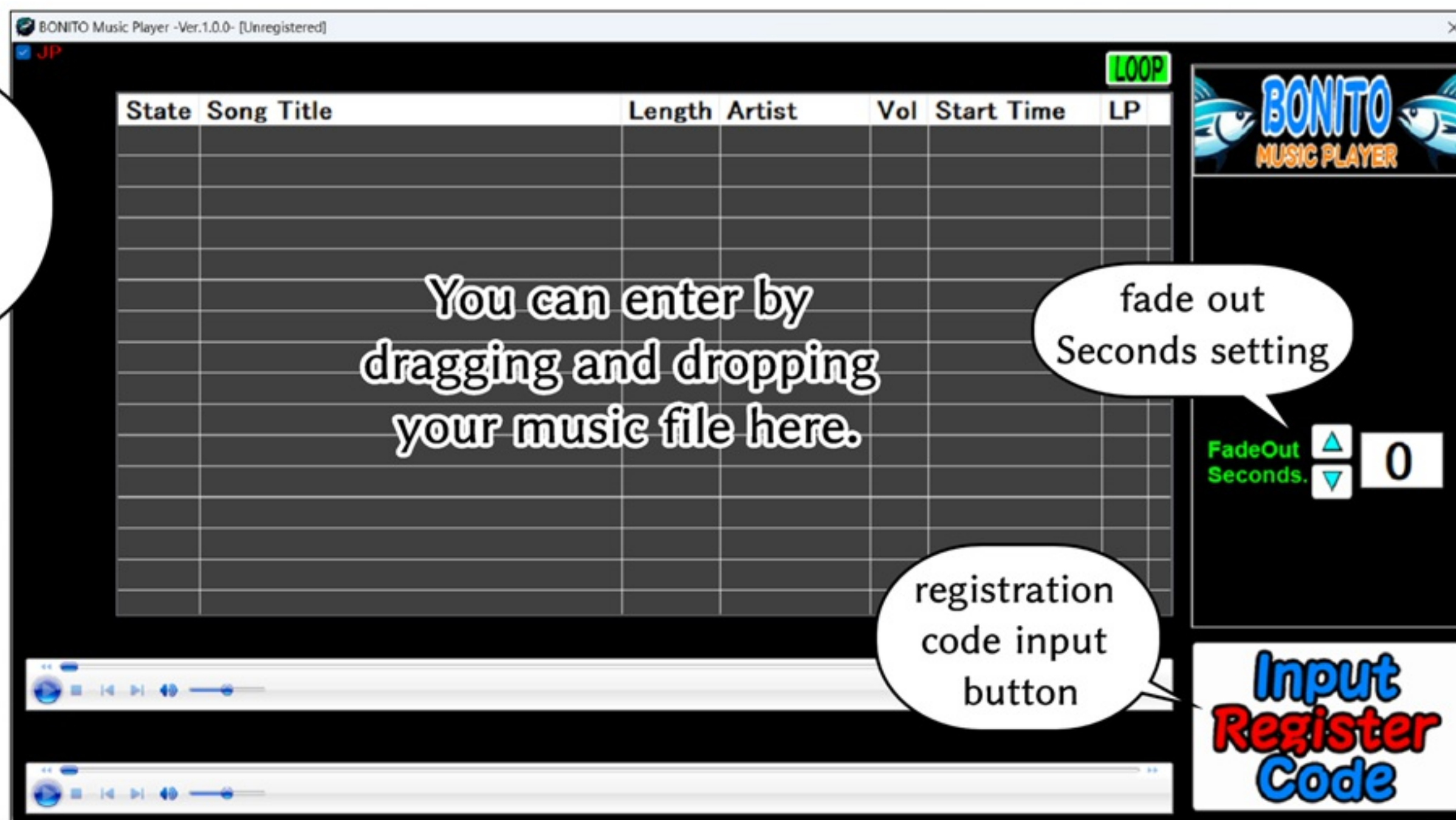


with checkbox
Can be switched



Start screen

SAVE
and LOAD
are available
after product
registration



You can enter by dragging and dropping your music file here.

fade out
Seconds setting

registration
code input
button

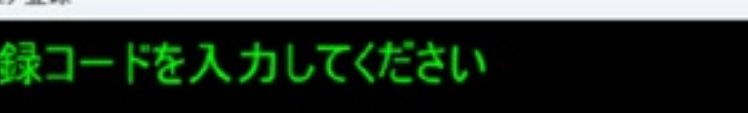
Please register after confirming the operation of the software.



Registration code input method

Click here
when you get the
registration code

Input Register Code

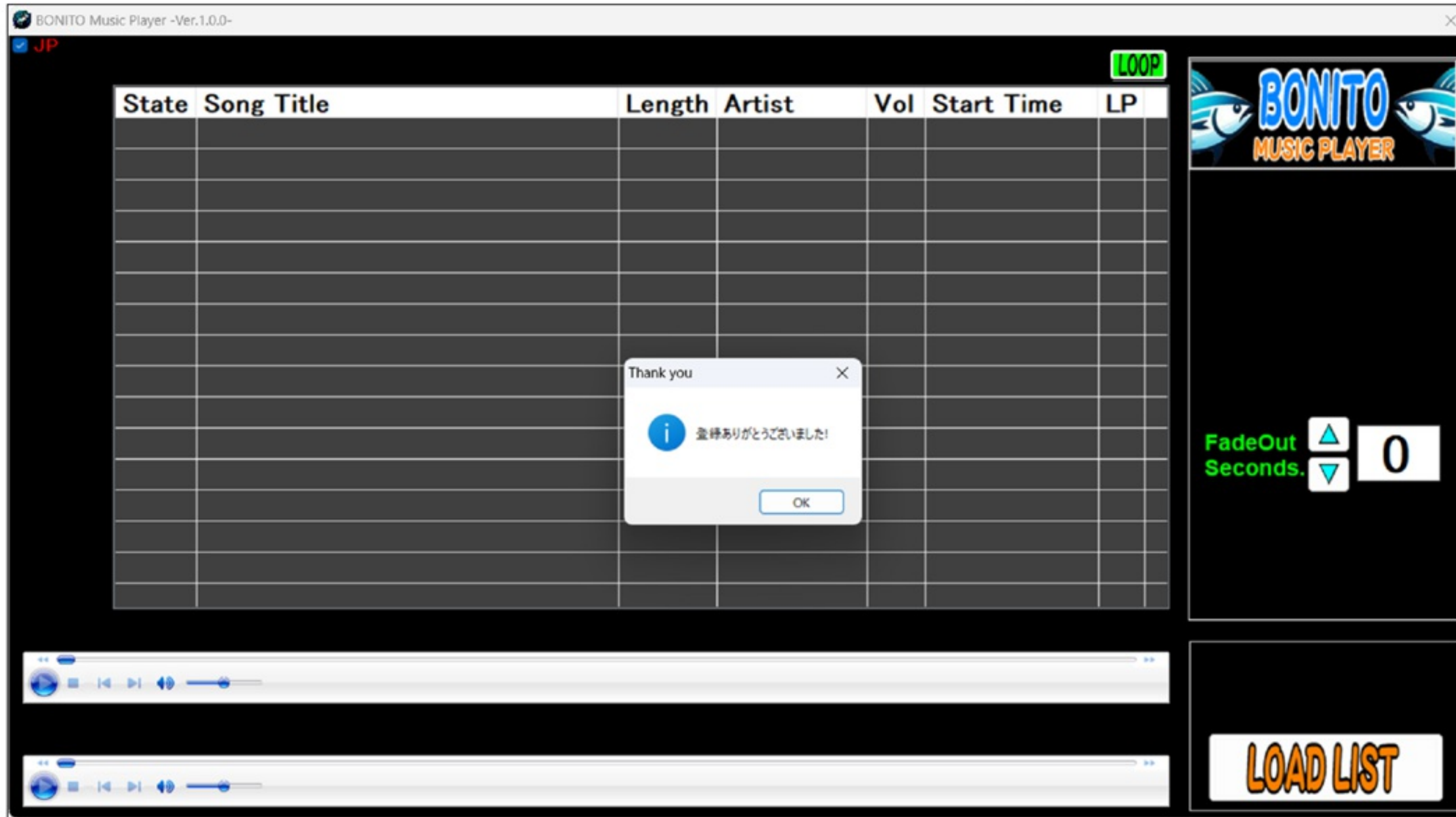



ソフトウェア登録

登録コードを入力してください

Cancel OK

If the correct registration code is entered, the screen below will be displayed.



SAVE
and LOAD
buttons will
be available



File registration method

Drag and drop music files to the list



The extensions of music files that can be registered are aac, flac, m4a, mp3, ts, wav, wma.



Files with foreign extensions or songs with unknown playback times will be excluded.



BONITO Music Player - Ver.1.0.0-
JP

State Song Title Length Artist Vol Start Time LP

	Amygdala Mutation	03:28	Anonyme...	50	00:00:00.000	
	Glorious_Days	02:10		50	00:00:00.000	
	Icy_Grape	01:37		50	00:00:00.000	
	Quiet_Intention	03:22		50	00:00:00.000	
	SeaSideRide	03:11		50	00:00:00.000	
	Turning_Point	01:39		50	00:00:00.000	
	穏やかな風に乗せて	02:00		50	00:00:00.000	
	鬼ごっこTIME	00:23		50	00:00:00.000	
	謎解きTIME	00:32		50	00:00:00.000	
	扉	02:50		50	00:00:00.000	

DOWN

KILL

LOOP

BONITO MUSIC PLAYER

START ENTER

FadeOut Seconds. 0

SAVE LIST

LOAD LIST

Progress bar and volume controls are visible at the bottom of the player interface.

※Sample music files were borrowed from DOVA-SYNDROM.

Edit file list

The order of the songs can be changed using the buttons on the left.

Sorting and renaming songs is also possible during playback.



Title Edit

Song Title
SeaSideRide

Artist

キャンセル 書き換え

Double-click the song title to edit the song title and artist name

BONITO Music Player -Ver.1.0.0-

JP

UP

DOWN

KILL

State	Song Title	Length	Artist	Vol	Start Time	LP
	Amygdala Mutation	03:28	Anonyme...	50	00:00:00.000	
	Glorious_Days	02:10		50	00:00:00.000	
	Icy_Grape	01:37		50	00:00:00.000	
	Quiet_Intention	03:22		50	00:00:00.000	
	SeaSideRide	03:11		50	00:00:00.000	
	Turning_Point	01:39		50	00:00:00.000	
	穏やかな風に乗せて	02:00		50	00:00:00.000	
	鬼ごっこTIME	00:23		50	00:00:00.000	
	謎解きTIME	00:32		50	00:00:00.000	
	扉	02:50		50	00:00:00.000	

LOOP

BONITO MUSIC PLAYER

START ENTER

FadeOut Seconds. 0


SAVE LIST

LOAD LIST

Start playing music

START
ENTER

Click or
Press the [Enter] key
Start playing

Song list
Loop setting
LOOP  **LOOP**
ON OFF

Edit the
position
Also available
during
playback



BONITO Music Player -Ver.1.0.0-

JP

State	Song Title	Length	Artist	Vol	Start Time	LP
PLAY	Amygdala Mutation	03:28	Anonyme...	50	00:00:00.000	
WAIT	Glorious_Days	02:10		50	00:00:00.000	
	Icy_Grape	01:37		50	00:00:00.000	
	Quiet_Intention	03:22		50	00:00:00.000	
	SeaSideRide	03:11		50	00:00:00.000	
	Turning Point	01:39		50	00:00:00.000	
	穏やかな風に乗せて	02:00		50	00:00:00.000	
	鬼ごっこTIME	00:23		50	00:00:00.000	
	謎解きTIME	00:32		50	00:00:00.000	
	扉	02:50		50	00:00:00.000	

Start playing from the selected song,
play the songs below in order,
and go back from the bottom to the top.

Amygdala Mutation : Anonyment : 00:00.000~03:28

Glorious_Days : : 00:00.000~02:10

SAVE VOLUME LOOP 00:00:00.000 Find to Stop

SAVE LIST
LOAD LIST

During
PLAY
song

next
Play song

Pause
playback
[Enter]

Switch to
next song
[SPACE]

stop
playing
[ESC]



If you select a song
with a blank State, press the
button that appears to
change to the next song.
(Can also be operated
with the [S] key)

Fade out time
If set, it will fade out
when switching to the
next song and when
stopping.

FadeOut
Seconds.  3 



Detailed song settings

You can make special settings while playing a song.




Volume settings



Change the volume of low-volume songs,
By pressing the [SAVE VOLUME] button
Volume settings can be recorded and
automatically reflected during playback.

Loop settings

LOOP



LOOP



with the
save button
Set to song list
Can be saved

If you press the [LOOP] button
while a song is playing,
You can play the song in a loop.
Until [Switch to next song] or [Stop playing]
Continue playing in a loop.

Start time setting



Set the start time of the song
You can skip the intro.
The setting value can be changed
by pressing [SAVE START TIME].
It will be recorded in the song list.



Double click on the start time
You can modify the values manually.
*Invalid values will be ignored.



Playback automatically ends



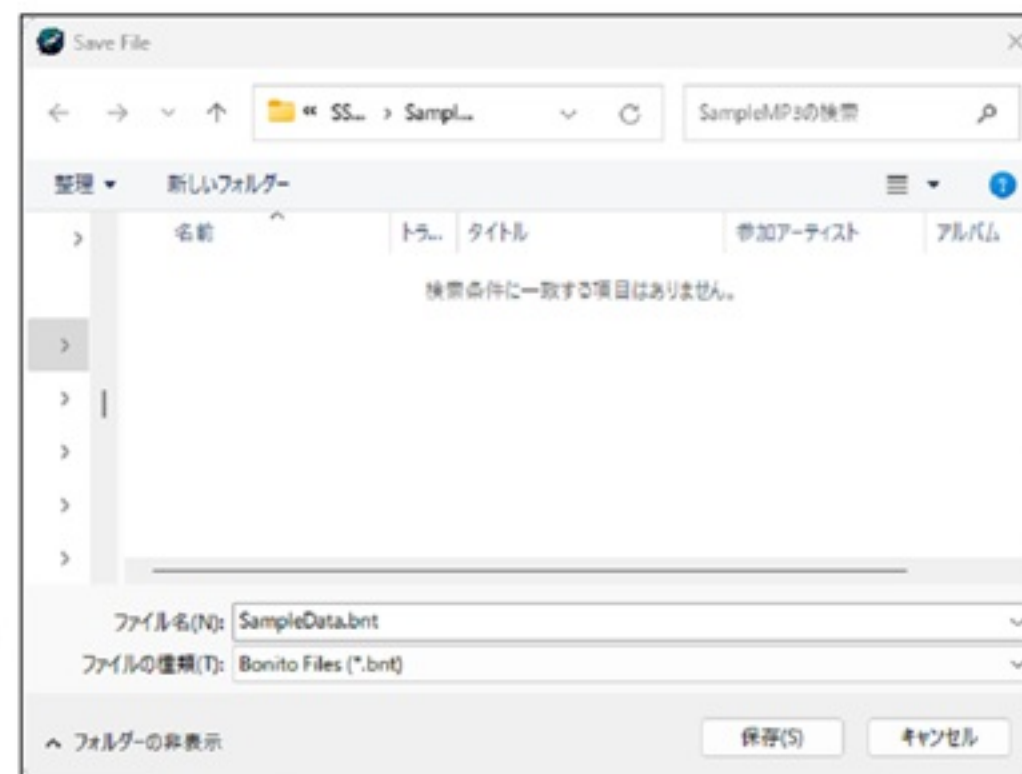
Press [Finish to Stop] during playback
When the light is red, the song
Playback will stop as soon as
playback ends.
Song loop settings are ignored

This setting does not allow recording
of song list.

Save song list

After product registration
Song list information
You can save it.

SAVE LIST



After extension association



The icon display changes
when you associate an extension.

Extension association

file
double
click



SampleData.bnt

Double click on the Bonito data file and run it.

The app selection screen will be displayed, so press "Select an app on your PC" at the bottom of the screen.

Select "c:\Program Files\BonitoMusicPlayer\Bonito.exe" and

If you press "Always use", the data file will be associated with Bonito Music Player.

Once associated, simply running the data file will launch Bonito Music Player with the song list open.

Sorry for
the trouble



It's
because of
administrator
privileges



Load file

There are three ways to open Bonito data files.



Select file from dialog box

1

LOAD LIST



2

drop file



run file

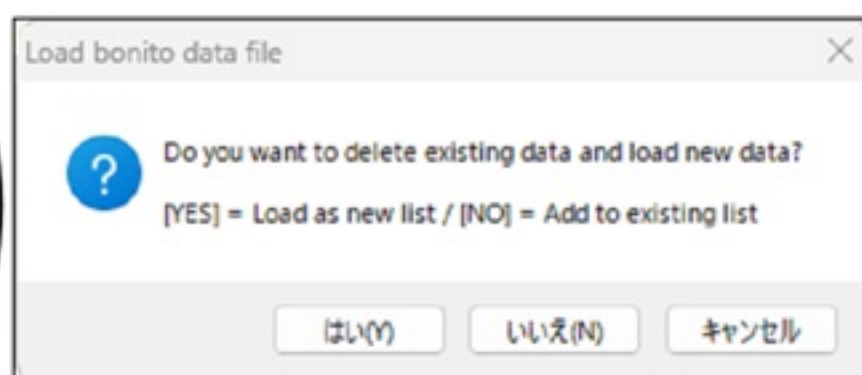
3



SampleData.bnt



With existing data open
When you load with ① and ②
You can choose between new and added.



In ③,
the Player will be newly executed.



File error

If a file
in the list is not found,
"ERR" will be displayed.



State	FullPathName
ERR	D:\¥SampleMP3¥Amygdala_Mutation.mp3
ERR	D:\¥SampleMP3¥Glorious_Days.mp3
ERR	D:\¥SampleMP3¥Icy_Grape.mp3
ERR	D:\¥SampleMP3¥Quiet_Intention.mp3
ERR	D:\¥SampleMP3¥SeaSideRide.mp3
ERR	D:\¥SampleMP3¥Turning_Point.mp3
ERR	D:\¥SampleMP3¥穏やかな風に乗せて.mp3
ERR	D:\¥SampleMP3¥鬼ごっこTIME.mp3
ERR	D:\¥SampleMP3¥謎解きTIME.mp3
ERR	D:\¥SampleMP3¥扉.mp3

ERR
lines are
automatically
removed
when playback
starts



Setting power options

Check your power options to avoid sleeping while playing.



Power Options

Control Panel > All Control Panel Items > Power Options

Control Panel Home

Choose what the power button does

Choose what closing the lid does

Create a power plan

Choose when to turn off the

Change when the computer sleeps

Choose or customize a power plan

A power plan is a collection of hardware and system settings (like how your computer uses power). [Tell me more about power plans](#)

Selected plan

Balanced (recommended)

Automatically balances performance with energy consumption on c

Change settings for the plan: Balanced

Choose the sleep and display settings that you want your computer to use.

On battery

Plugged in

Turn off the display:

3 minutes

Never

Put the computer to sleep:

10 minutes

Never

Music playback will not be interrupted even if the display is powered off

If you use your PC outdoors, you will also need to set it to "On battery".



Registration code can be purchased at BOOTH



BONITO Music Player

State Song Title Length Artist Vol Start Time LP

PLAY	Amygdala Mutation	03:28	Anonym...	50	00:00:00.000	
WAIT	Glorious Days	02:10		50	00:00:00.000	
	Icy Grape	01:37		50	00:00:00.000	
	Quiet Intention	03:22		50	00:00:00.000	
	SeaSideRide	03:11		50	00:00:00.000	
	Turning Point	01:39		50	00:00:00.000	
	穏やかな風に委せて	02:00		50	00:00:00.000	
	泉ごっこTIME	00:23		50	00:00:00.000	
	読解きTIME	00:32		50	00:00:00.000	
	涙	02:50		50	00:00:00.000	

Amygdala Mutation : Anonym... : 00:00:00~03:28

Glorious Days : : 00:00:00~02:10

SAVE VOLUME LOOP 00:00:00.000 Finish to Stop

PAUSE ENTER

NEXT SONG SPACE

STOP ESC

SAVE LIST

LOAD LIST

ポン出し支援型音楽再生ソフト Bonito Music Player 製品登録コード

スキ!

...

ダウンロード商品

¥ 500

カートに入れる

ギフトとして贈る



Click here for the QR code!



<https://gunnyoritei.booth.pm/items/5590850>

Update contents for Ver.1.1.0

This is the first update in a year

Sorry for the late reply

Added the much-requested "Finish to Stop" memory function

Finish to Stop

You can save the setting to stop playback when the song ends.

Start Time	L	F
0:00:00.000		O
0:00:00.000		O

Title Edit

Song Title

Soul Man

Artist

The Blues Brothers

キャンセル

書き換え

☐ LOOP

☒ Finish to Stop

It can now be set from the song title editor.

During playback, STOP takes priority over LOOP.



ぐんにより亭 (新作ソフト公開開始)

@gunnyoritei

コミPo!で動物漫画を作ってます

If you have any requests, please contact X @gunnyoritei



Update contents for Ver.1.2.0

Two days after
Ver.1.1.0

That's fast!

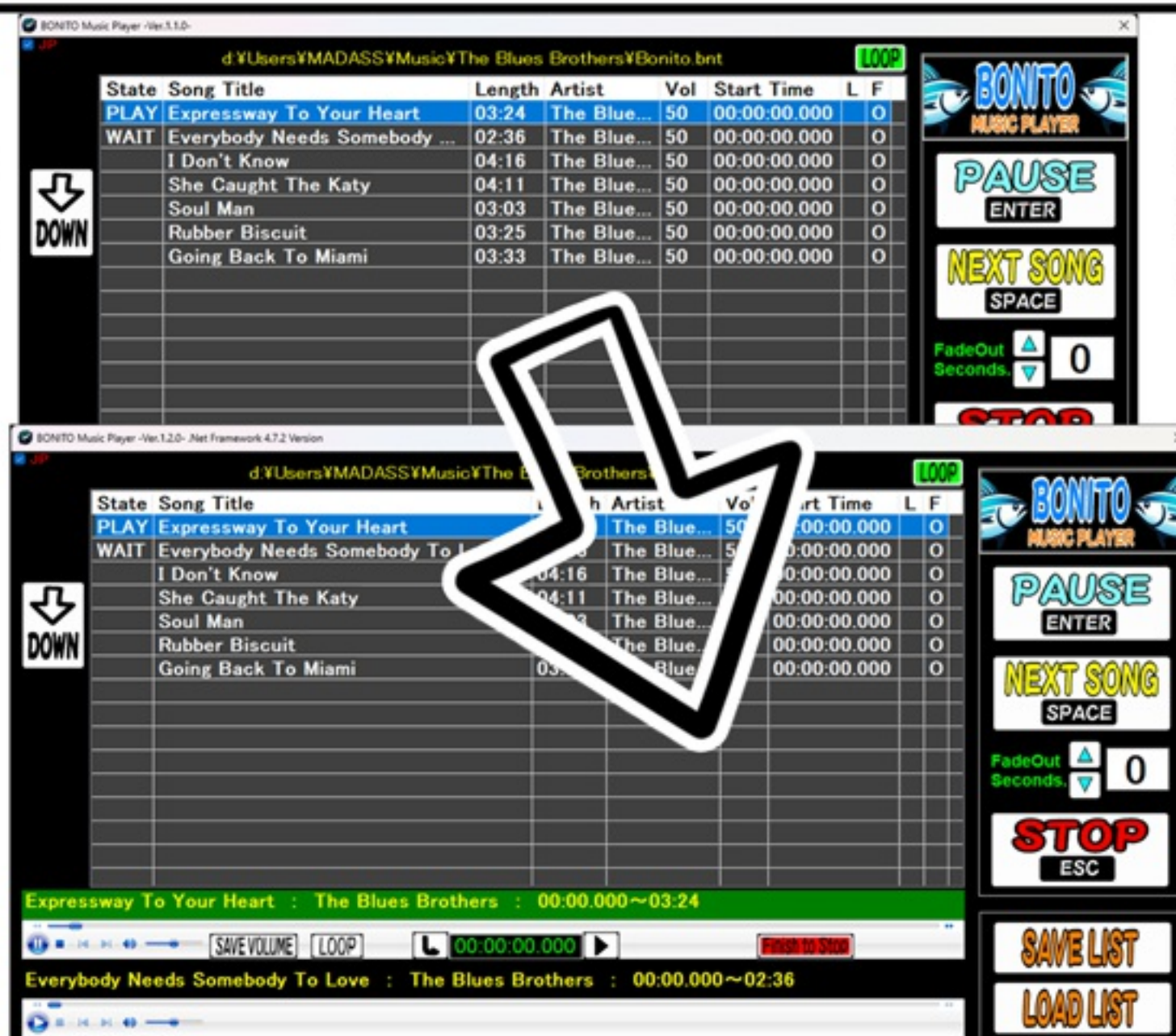
The .Net Framework
required for operation
has been changed
from Ver.3.5 to 4.7.2.

No need to
install additional
libraries on
Windows 11

This means
that the supported
OS is now
Windows 7
or later.

XP users,
please use
Ver.1.1.0.

Changed the
window width
from 1280 to
1366 pixels



Please adjust the
screen resolution
accordingly
when using

This setting
is designed to
ensure visibility
when used
outdoors.

We look
forward to your
requests